

HemaClear® is a line of innovative **science-backed, sterile, single-use** devices for the safe and effective removal of blood from the limbs, while blocking its re-entry. **HemaClear®** has been used in over 1 million procedures worldwide in over 41 countries, with an outstanding safety track record.

SAVES COST, TIME & CLUTTER



Testimonials

- "Using **HemaClear®** in over 3000 cases, we've never had a single complication. **HemaClear®** gets rid of a tremendous amount of clutter in the operating room. Reusable tourniquets get very dirty and messy, if patients had any idea that we are applying them over and over again to their groin area, they'd be appalled."
- Dr. Peter Sharkey - Rothman Institute, Philadelphia, PA
- "**HemaClear®** rolls way up to the axilla, giving a lot more space to operate."
- Dr. Herzenberg - Head of Pediatric Orthopedic Surgery, Sinai Hospital, Baltimore, Maryland
- "I'm very, very impressed with **HemaClear®** including its predictable exsanguination and zero complications. Our staff saw the advantages within one or two uses. It is predictable and very simple, and they like it."
- Mr. Rhidian Morgan-Jones FRCS (Tr&Orth) Consultant Orthopedic & Trauma Surgeon, Cardiff & Vale NHS Trust, Wales



ORDER NOW from Orders@HemaClear.com		
Product	Cat#	Units/Case*
SMALL Pink	PRH-028-PI-01A	10
MEDIUM Yellow	PRH-040-YE-01A	10
MEDIUM Red	PRH-040-RE-01A	10
MEDIUM Green	PRH-040-GR-01A	10
LARGE Brown	PRH-060-BR-01A	10
LARGE Orange	PRH-060-OR-01A	10
LARGE Blue	PRH-060-BL-01A	10
XLARGE Black & White	PRH-090-BW-01A	10
Model A - Foot & Ankle	PRH-032-MA-01A	12
Model F - Forearm	PRH-035-FA-01A	25

*HemaClear® is sold per case

USA

OHK Medical Devices, Inc.

2885 Sanford Ave. SW #1475, Grandville, MI 49418
Tel: +1.866.503.1470 | Fax: +1.866.430.6132

EU REPRESENTATIVE

MedNet GmbH

Borkstraße 10, Münster 48163, Germany
Telefon: +49 (0) 251 32266-0 | Telefax: +49 (0) 251 32266-22

info@hemaclear.com | www.HemaClear.com

HemaClear® is Protected by US and International Patents
HemaClear® is FDA Listed and CE Marked

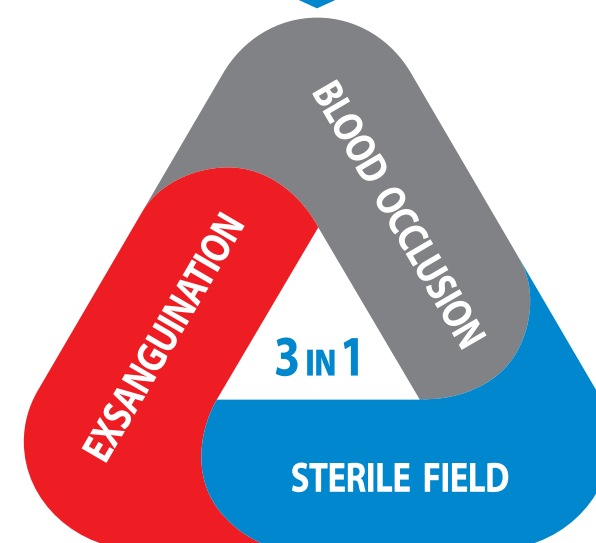


HemaClear®

Exsanguination

ALL-IN-ONE DEVICE

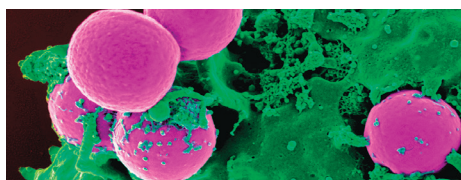
Safe • Easy to Use • Fast



Complications with Current Surgical Practices

SURGICAL SITE INFECTION (SSI)

- Non-sterile pneumatic tourniquets are a potential source of MRSA



"All tourniquets in use were found to be contaminated with colony counts ranging from 9 to >385"*

*Ref: A Study of Microbial Colonisation of Orthopaedic Tourniquets. Ahmed SMY, et. al. Ann R Coll Surg Engl. 2009 Mar;91(2):131-4

PARTIAL EXSANGUINATION

- 45-67% limb exsanguination
- Intravascular clotting of blood left behind
- Pulmonary embolism of migrating clots to heart & lungs when tourniquet is released
- Risk of Brain Infarcts that may result in Post TKA Cognitive Dysfunction

Ref: Exsanguination of Lower Limbs in Healthy Male Subjects. Blond L, et. al. Acta Orthop Scand 2002; 73 (1): 89-92

Ref: Incomplete Leg Exsanguination: A Possible Cause of Post Total Knee Arthroplasty (TKA) Cognitive Deficit (CD). Gavriely N, OHK Archive - Figure 4

WIDE CUFFS INJURE & OBSTRUCT

- Skin injury (20.7%*)
- Tourniquet pain (39.7%*)
- Neuropraxia**

REDUCED ACCESSIBILITY

- Limited surgical field
- Limited visibility

*Ref: Lower Tourniquet Cuff Pressure Reduces Postoperative Wound Complications After Total Knee Arthroscopy, Karolinska Institute. J Bone&Joint Surg Am 2012; 94-A

**Ref: Anatomical Changes in Peripheral Nerves Compressed by a Pneumatic Tourniquet. Ochoa J, Fowler TJ, Gillatt RW. J Anat. 1972; 113:433-55

VS.

VS.

VS.

HemaClear® - A Bloodless Surgical Field Every Time

ALWAYS A STERILE FIELD

- HemaClear® is a sterile single-use device
- "Using non-sterile tourniquets is much like sharing underwear. Who would take such a risk?"

Dr. Wayne M. Goldstein
 President & Founder, Illinois Bone & Joint Institute



Non-Sterile Pneumatic
 Tourniquets n=34*
 23 (68%) **Contaminated**

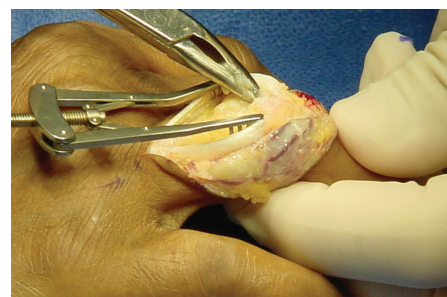


HemaClear® Sterile Elastic
 Tourniquets n=36*
 100% **Sterile** p<0.01*

*Ref: The Effect of Sterile vs. Non-Sterile Tourniquets on Microbiological Colonisation in Lower Limb Surgery. Thompson SM, et. al. Ann R Coll Surg Engl 2011; 93: 589-590

SUPERB EXSANGUINATION (95%)

- Bloodless, dry surgical field
- Improved anatomical visibility
- Reduced incidence of post-op DVT*
- Reduced incidence of pulmonary embolism*



Bloodless surgical field (no blood on surgeon's glove) and excellent visibility

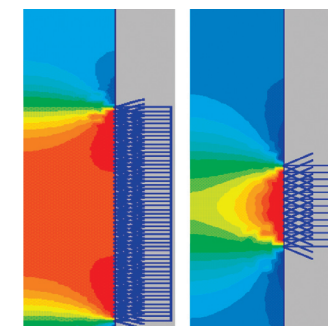
*Ref: Nondrainage Decreases Blood Transfusion Need and Infection Rate in Bilateral Total Knee Arthroplasty. Demirkale I, et. al. J. Arthroplasty, 2013, (Table 5)

NARROW CUFFS ARE SAFER

- No skin injury
- Diminished tourniquet pain
- No tourniquet-induced nerve damage

INCREASED ACCESSIBILITY

- Maximum surgical "real estate"
- Increased surgical site visibility



WIDE

NARROW

Computational pressure distribution inside the limb when applying the **NARROW HemaClear®** or the **WIDE Pneumatic Tourniquet**

*Ref: Mechanical Response of Limbs to a Tourniquet Application. Levenberg E, OHK Archive 2002